



TRY OUR NEW
**PRODUCT
SELECTION
APP**



A Customer-Driven Global Company

Established in Europe in 1998, Auger Torque has created a new standard in the Earth Drill and Trencher Attachment market by putting you, the customer, at the centre of everything we do.

In 2005, after surveying the market carefully, we released a new range of innovative products, designed to provide unrivalled reliability and cost effective operation.

Auger Torque is proud to have become part of the Kinshofer Group of companies in 2015. With the backing of the German attachments giant Auger Torque has since enjoyed even greater growth in all areas of its business operations.

Auger Torque's five manufacturing bases around the globe are busy satisfying the ever-growing demand for high-quality products in over seventy countries and on all seven continents.

Auger Torque - A manufacturing company with Global distribution and dealer networks.



Auger Torque Europe



Auger Torque China



Auger Torque Australia



EXCAVATORS 20 - 45 T

PA SERIES AUGERS 300mm-1.5M Dia

Torque Range: 20,510-35,323 Nm
 Oil Pressure Range: 180-310 Bar
 Oil Flow Range: 80-225 lpm
 Speed Range: 11-31 rpm
 Unit Height: 1411mm
 Unit Diameter: 406mm
 Unit Weight: 442 kg
 Output Shaft Std: 110mm Square
 (Output Shaft adaptors available)



110mm Square



Single Pin Hitch

GUIDE TO DRILLING PERFORMANCE*

AUGER DIA (mm)	DRILLING DEPTH IN METRES**		
	SOFT	MEDIUM	HARD
300	10.5M	9.5M	8.6M
350	↓	↓	↓
400	10M	9M	8.1M
450	10M	9M	8.1M
500	9.5M	8.6M	7.7M
600	9M	8.1M	7.3M
750	9M	8.1M	7.3M
800	9M	8.1M	7.3M
900	8.5M	7.7M	6.9M
1000	8M	7.2M	6.5M
1200	7.5M	6.8M	6.1M
1500	7M	6.3M	5.7M



Double Pin Cradle Hitch



Adaptor Plate for 35,000MAX



2 Way Valve
Converts single acting hammer circuit into 2 Way auxiliary flow



EXCAVATORS 20 - 45 T

PA SERIES AUGERS 300mm-1.8M Dia

Torque Range: 24,612-42,387 Nm
 Oil Pressure Range: 180-310 Bar
 Oil Flow Range: 80-225 lpm
 Speed Range: 9-26 rpm
 Unit Height: 1411mm
 Unit Diameter: 406mm
 Unit Weight: 442 kg
 Output Shaft Std: 110mm Square
 (Output Shaft adaptors available)



110mm Square



Single Pin Hitch

GUIDE TO DRILLING PERFORMANCE*

AUGER DIA (mm)	DRILLING DEPTH IN METRES**		
	SOFT	MEDIUM	HARD
300	11.5M	9.5M	9.6M
350	↓	↓	↓
400	11M	10M	9.1M
450	11M	10M	9.1M
500	10.5M	9.6M	8.7M
600	10M	9.1M	8.3M
750	9M	8.1M	7.3M
800	9M	8.1M	7.3M
900	8.5M	7.7M	6.9M
1000	8M	7.2M	6.5M
1200	7.5M	6.8M	6.1M
1500	7M	6.3M	5.7M
1800	6M	5.4M	4.9M



Double Pin Cradle Hitch



Adaptor Plate for 42,000MAX



2 Way Valve
Converts single acting hammer circuit into 2 Way auxiliary flow



EXCAVATORS 21 - 45 T

PA SERIES AUGERS 300mm-2.4M Dia

Torque Range: 23,758-47,515 Nm
 Oil Pressure Range: 160-320 Bar
 Oil Flow Range: 100-280 lpm
 Speed Range: 11-30 rpm
 Unit Height: 1411mm
 Unit Diameter: 406mm
 Unit Weight: 472 kg
 Output Shaft Std: 110mm Square
 (Output Shaft adaptors available)



110mm Square



Single Pin Hitch

GUIDE TO DRILLING PERFORMANCE*

AUGER DIA (mm)	DRILLING DEPTH IN METRES**		
	SOFT	MEDIUM	HARD
300	12M	10.8M	9.7M
350	↓	↓	↓
400	12M	10.8M	9.7M
450	11.5M	10.4M	9.4M
500	11.5M	10.4M	9.4M
600	11M	9.9M	8.9M
750	10M	9M	8.1M
800	10M	9M	8.1M
900	9.5M	8.6M	7.7M
1000	9M	8.1M	7.3M
1200	8.3M	7.5M	6.8M
1500	7.5M	6.8M	6.1M
1800	6.5M	5.9M	5.3M
2000	5.8M	5.2M	4.7M
2200	5.3M	4.8M	4.3M
2400	4.8M	4.3M	3.9M



Double Pin Cradle Hitch



Adaptor Plate for 50,000MAX



2 Way Valve
Converts single acting hammer circuit into 2 Way auxiliary flow

*These charts have been created as a guide only. Actual performance figures may differ.

** The data shown has been obtained, by Auger Torque, in a controlled environment. Auger Torque cannot guarantee that this environment can be replicated and as such cannot accept liability if these figures cannot be achieved.

***Any data or specification contained within this documentation may be subject to change without prior notification. For further information please contact your authorised Auger Torque distributor.



AUGER SUMMARY

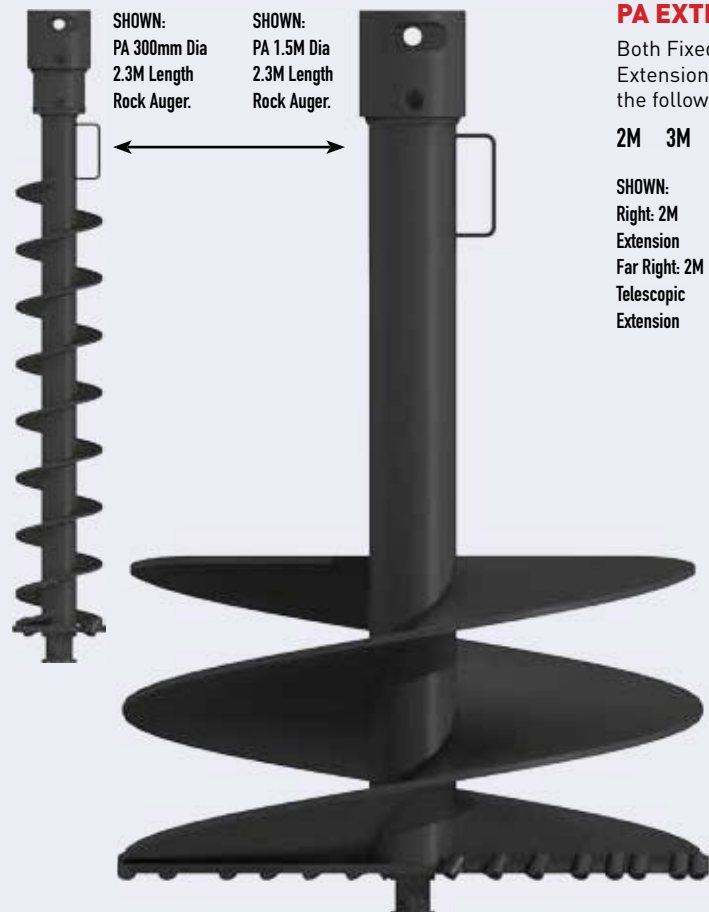
Full technical details of Augers, Extensions and Wear Parts can be found in the Auger section of this brochure.

PA AUGERS

Auger Torque PA Augers feature extra long flighted sections of shallow pitch flights and are available in 2.3M and 3.3M lengths. **Earth** and **Rock** variations are available. Available in the following diameters:

300mm	450mm	600mm	800mm	1.2M	2M
350mm	500mm	700mm	900mm	1.5M	2.2M
400mm	550mm	750mm	1M	1.8M	2.4M

For Augers over 1.5 metres diameter please call our sales office for further information.



PA EXTENSIONS

Both Fixed and Telescopic Extensions are available in the following lengths:

2M 3M

SHOWN:
Right: 2M Extension
Far Right: 2M Telescopic Extension

PA AUGERS

EXCAVATORS 17 - 45 T

STANDARD HUB OPTION



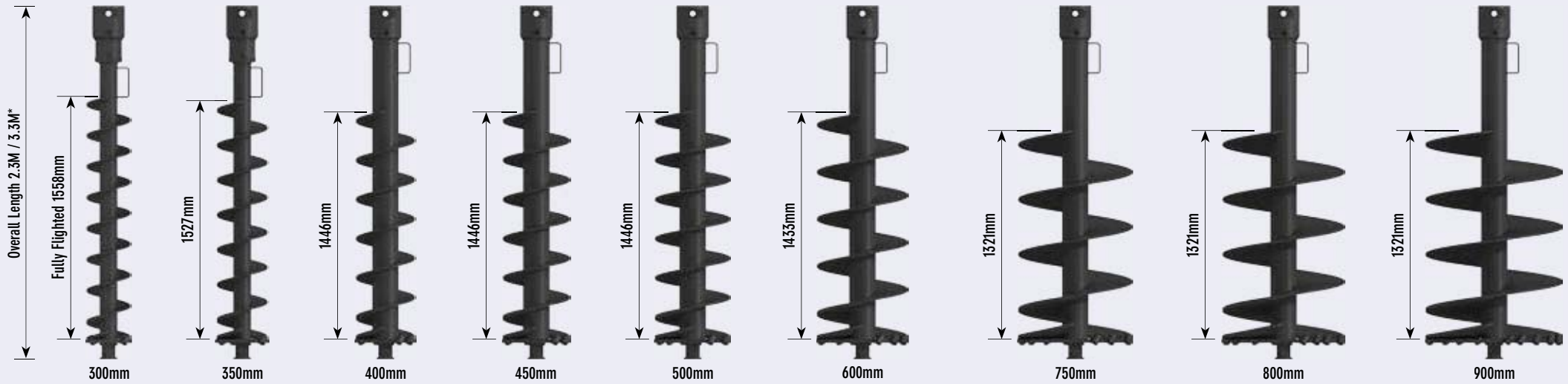
110mm
Square

**PA Augers are available
in 2.3 metre or 3.3 metre
lengths as standard -
Please specify when
ordering**



The PA Range of Augers are the most heavy-duty units available and are available in 2.3 metre and 3.3 metre lengths as standard. Fully flighted versions are available also.

Our standard PA Auger range has a maximum diameter of 1.5m however Augers with a diameter of up to 2.4m can be manufactured on request. Contact our sales office for further information.



Earth Drill **35 000MAX**

Earth Drill **42 000MAX**

Earth Drill **50 000MAX**

EARTH WEAR PARTS



ROCK WEAR PARTS



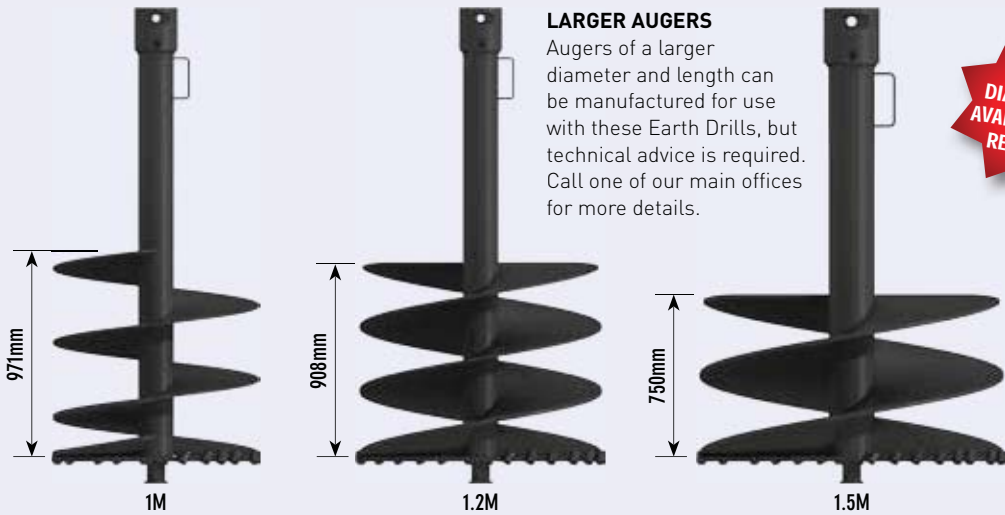
The PA Rock Pilot can be purchased in separate sections or as a whole assembly when buying replacement parts.

EXTRAS



* Overall Length given includes the auger fitted with wear parts.


For Augers over 1.2 metres diameter please call one of our main offices for further information.



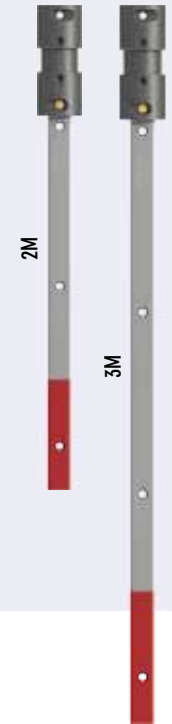
OTHER DIAMETERS AVAILABLE ON REQUEST

Augers over 1.2m - special order up to 1.8m

PA EXTENSIONS



PA TELESCOPIC



WEAR PARTS FOR GROUND CONDITIONS

EARTH (Taper Lock)

Best suited to soft grounds like earth and clay.

ROCK (Taper Lock)

For very hard ground and tarmac where extra cutting is needed and high wear is expected. Most effective on machines with high down pressure.

Alignment Monitor

Perfect for Auger and Screw Pile applications, the Auger Torque Alignment Monitor is the essential tool for ensuring your application is precise and quick.

Not restricted to parent machine size, the Alignment Monitor is easy to install. With universal mounting of both the alignment sensor and user display, the sensor is fixed to the top of your existing earth drill. The bright colour display is mounted inside the operators cab in a convenient location. Plug the power lead into the 12/24V power socket, and you're good to go.

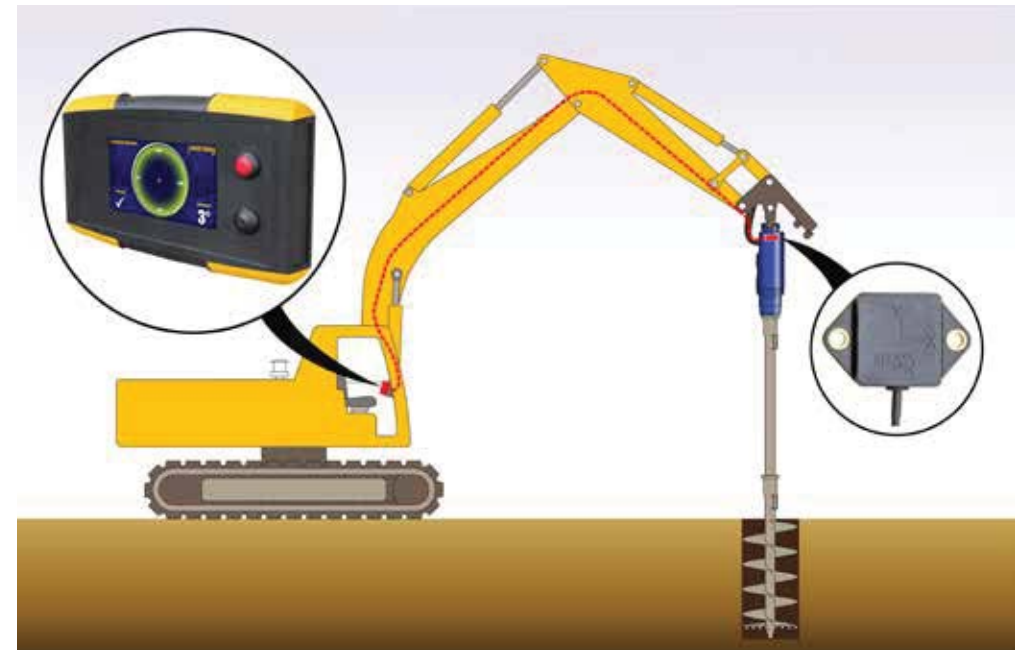
The Alignment Monitor has 4 sensitivity settings from 1 to 5° increments, allowing you to adjust to suit the application.

Now that the operator can see the alignment in all directions, there is no need for additional operatives. Perfectly aligned installations are now a one man operation.



FEATURES

- Plug and play capability
- Alignment display easily installed in operator cab
- A compact, bright colour interface
- Alignment sensor fits to your existing earth drill
- Sensitivity adjustment to suit the application
- IP54 rated - suitable for use in all weathers
- 12-24V operating range
- One man operation





YOUR NEAREST DEALER IS

Auger Torque Europe Region

Auger Torque Europe Ltd

Cheltenham - United Kingdom

Phone: +44 (0)1451 861 652 Fax: +44 (0)1451 861 660

Email: sales@augertorque.com

Products and specifications subject to change without prior notice.
 Some products may not be available in your country or region.
 AUGER TORQUE, SHOCK LOCK™, NDS™ and the AUGER TORQUE LOGO are trademarks of Auger Torque Europe Ltd © 2017 Auger Torque Europe Ltd. All Rights Reserved.

